



FERDINAND MEDICAL

Advanced Equipment, Trusted Care

AirSeal® System

The World's only intelligent and integrated access system for laparoscopic and robotic surgery, representing a revolutionary transformation of conventional insufflation, trocar, and filtered tubing systems.



HELIXAR™
ELECTROSURGICAL GENERATOR
WITH ABC TECHNOLOGY



VCARE®
UTERINE MANIPULATOR



UNIVERSAL PLUS™
SUCTION/IRRIGATION SYSTEMS



To learn more about these and other innovative products, visit FERDINANDMEDICAL.COM

AirSeal® iFS

The AirSeal iFS is the World's first "3-in-1" insufflation management system and features unmatched capabilities in providing a stable pneumoperitoneum, constant smoke evacuation*, and valve-free access.



The AirSeal iFS offers three distinct modes of operation, including:

	Stable Pneumoperitoneum	Constant Smoke Evacuation	High Flow Insufflation
AirSeal Mode	■	■	■
Smoke Evacuation Mode		■	■
Standard Insufflation Mode			■

*Except when in standard insufflation mode.

AirSeal® Access Ports

- Valve-free access to abdominal cavity
- Intact specimen removal
- Unimpeded introduction and removal of needles, clips, sutures, and mesh




AirSeal® Filtered Tube Sets

The AirSeal iFS is capable of operating in three distinct modes, each of which uses a specific filtered tube set to maximize system performance.


AirSeal Mode

Tri-Lumen Filtered Tube Set

- Optimizes gas flow to provide stable pneumoperitoneum
- Facilitates smoke evacuation and filtration with 0.01µ ULPA filter
- Use with AirSeal Access Port




Tri-Lumen Filtered Tube Set



Smoke Evacuation Mode

Bifurcated, Dual-Lumen Filtered Tube Set

- Provides high flow insufflation
- Facilitates smoke evacuation and filtration with 0.01µ ULPA filter
- Use with two conventional trocars



Bifurcated, Dual-Lumen Filtered Tube Set



Standard Insufflation Mode

Single-Lumen Filtered Tube Set

- Provides high flow insufflation
- Use with conventional trocars



Single-Lumen Filtered Tube Set



Use for Robotic and Laparoscopic Surgery



Robotic Surgery

By providing stable pneumoperitoneum, constant smoke evacuation*, and valve-free access to the abdominal cavity, the AirSeal® System has been demonstrated to reduce procedure time, resulting in increased operating efficiency.¹

SURGEON
PROCEDURAL PERFORMANCE
Stable Pneumoperitoneum
Constant Smoke Evacuation*
Valve-Free Access

HOSPITAL
FISCAL PERFORMANCE
Reduced Operative Time ¹
Increased Operating Efficiency ¹
Reduced PACU Time ⁷



Laparoscopic Surgery

LOW PRESSURE LAPAROSCOPY

















Data shows that low pressure laparoscopy was previously difficult to accomplish due to the limitations associated with conventional insufflation. AirSeal System's unique ability to maintain pneumoperitoneum and constantly remove smoke* enables surgeons to operate at lower pressure without compromising exposure.

*Except when in standard insufflation mode.

References:

- ¹ George AK, Wimhofer R, Viola KV, Pernegger M, Costamoling W, Kavoussi LR, Loidl W. World J Urol. 2015 Mar 1.
 - ² Joshipura VP, Haribhakti SP, Patel NR, et al. A prospective randomized, controlled study comparing low pressure versus high pressure pneumoperitoneum during laparoscopic cholecystectomy. Surg Laparosc Endosc Percutan Tech. 2009 Jun;19(3):234-40.
 - ³ Yasir, M, Mehta KS, Bandy VH, et al. Evaluation of post-operative shoulder tip pain in low pressure versus standard pressure pneumoperitoneum during laparoscopic cholecystectomy. Surgeon. 2012 Apr;10(2):71-4.
 - ⁴ Hua J, Gong J, Yao L, et al. Low-pressure versus standard-pressure pneumoperitoneum for laparoscopic cholecystectomy: a systematic review and meta-analysis. Am J Surg. 2014 Jul;208(1):143-50.
 - ⁵ Gurusamy KS, Samraj K, Davidson BR. Low pressure versus standard pressure pneumoperitoneum in laparoscopic cholecystectomy. Cochrane Database Syst Rev. 2009 Apr 15;(2):CD006930.
 - ⁶ Sroussi, J, Rigouzzo A, Elies A, et al. Laparoscopic Surgery at low (7mm) pressure with AirSeal® System. Presented at 2013 AAGL Meeting, Publication Pending.
 - ⁷ Ramshaw, B., et al. Laparoscopic Ventral Hernia Surgery using AirSeal System. Surgical Technology International. 2016.
- da Vinci is a registered trademark of Intuitive Surgical, Inc.

Ordering Information

	Description	Unit of Measure	Qty Per Box	Catalog Number
	AirSeal iFS Intelligent Flow System 120V	Unit	1	AS-iFS1
	AirSeal iFS Intelligent Flow System 230V	Unit	1	AS-iFS2
	AirSeal Cart for use with iFS	Unit	1	AS-iCART
	Tri-Lumen Filtered Tube Set for use with iFS AirSeal Mode	Box	6	ASM-EVAC
	Bifurcated Smoke Evac Filtered Tube Set for use with iFS Smoke Evacuation Mode	Box	6	SEM-EVAC
	Single Lumen Filtered Tube Set for use with iFS Standard Insufflation Mode	Box	10	SIM-TUB
	5mm Access Port and Low Profile Obturator with Bladeless Optical Tip, 100mm Length	Box	6	iAS5-100LP
	5mm Access Port and Low Profile Obturator with Bladeless Optical Tip, 120mm Length	Box	6	iAS5-120LP
	5mm Smooth Access Port with Blunt Tip, 150mm Length (for use with single site surgical platforms)	Box	6	iASB5-150
	8mm Access Port and Low Profile Obturator, with Bladeless Optical Tip 100mm Length	Box	6	iAS8-100LP
	8mm Access Port and Low Profile Obturator, with Bladeless Optical Tip 120mm Length	Box	6	iAS8-120LP
	12mm Access Port and Palm Grip Obturator, with Bladeless Optical Tip, 100mm Length	Box	6	iAS12-100LPi
	12mm Access Port and Obturator, with Blunt Tip, 100mm Length	Box	6	iASB12-100
	12mm Access Port and Palm Grip Obturator, with Bladeless Optical Tip, 120mm Length	Box	6	iAS12-120LPi
	12mm Access Port and Obturator, with Blunt Tip, 120mm Length	Box	6	iASB12-120
	12mm Access Port and Obturator with Bladeless Optical Tip, 150mm Length	Box	6	iAS12-150