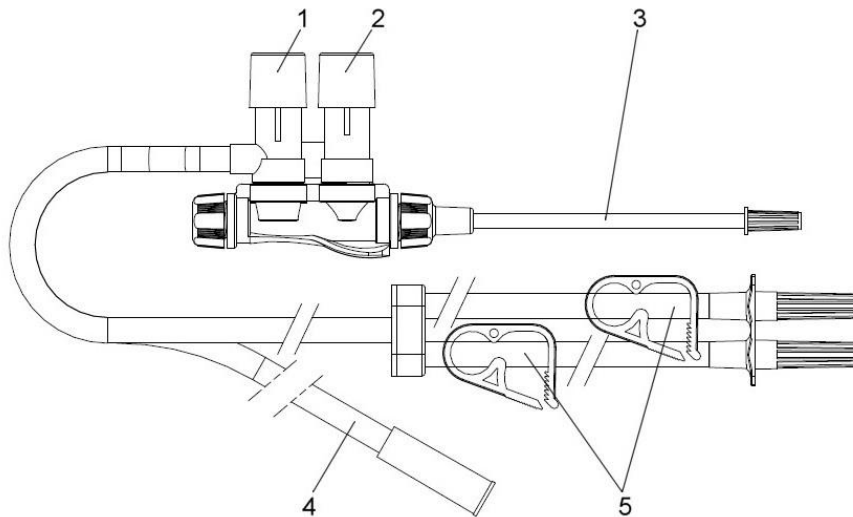


Instructions for Use

Suction Irrigation System

Illustration and nomenclature



- | | | |
|-----------------------------|-----------------|--------------------|
| 1. Irrigation button (blue) | 3. 5mm Probe | 5. Irrigation line |
| 2. Suction button (white) | 4. Suction line | |

Read all information carefully

Failure to properly follow the instructions may lead to serious surgical consequences.

Indications

The Suction Irrigation Systems have application in a variety of minimally invasive procedures to facilitate irrigation and fluid evacuation through a trocar sleeve.

Device description

Instrument	Description
GM-0421	S/I System, 10mm x 33cm Probe
GM-0422	S/I System, 5mm x 33cm Probe, dual spike
GM-0423	S/I System, 5mm x 45cm Probe

The Suction Irrigation Systems are compatible with commonly used irrigation and suction devices. The Suction Irrigation Systems are supplied sterile for single patient use. Discard after use.

Instructions for use

- Using sterile technique, remove the instrument from the package.
- Remove the tip protector.
- Connect the suction line and 1 or 2 irrigation lines to the irrigation and suction device (the irrigation lines can be closed separately).
- Introduce the probe through the appropriate size trocar.
- To suction, press the suction button (white). To irrigate press the irrigation button (blue).

Warnings and precautions











- **Important:** This package insert is designed to provide instructions for use of the Suction Irrigation Systems. It is not a reference to minimally invasive techniques.
- Once the suction/irrigation functions are completed, inspect the area to ensure proper results.
- This device is packaged and sterilized for single use only. Do not reuse, reprocess or resterilize.

Environmental conditions for transport and storage

Temperature: < 54 °C

Relative Humidity: 0% to 80%

Symbols

-  Caution, consult accompanying documents
-  Sterilized using ethylene oxide
-  Do not re-use
-  Do not use if package is damaged
-  Do not re-sterilize
-  Catalogue number
-  Batch code
-  Use by YYYY-MM-DD
-  Manufacturer
-  Quantity per package

WARNING Use of this Medical Device is not allowed if the Instructions for Use do not meet (inter)national language requirements as set forth in the Council Directive 93/42/EEC of 14 June 1993 concerning medical devices and in the concerning National Laws. WE cannot be held responsible if this warning is disregarded.



GENMED ENTERPRISES LTD

Room 702, 7/Floor Greenfield Tower Concordia Plaza,
1 Science Museum Road, Trimshatrui East
999077 Kowloon, Hong Kong

DISTRIBUTED BY

GENMED ENTERPRISES UK LTD
C12 OFFICE SUTIES
12 CATHEDRAL RD
CARDIFF
CF11 9LJ

EC REP

ZOUSTECH S.L.

Pso. Castellana, 141-Planta 19
28046 Madrid, Spain
legal@zoustech.eu

CE 0123